



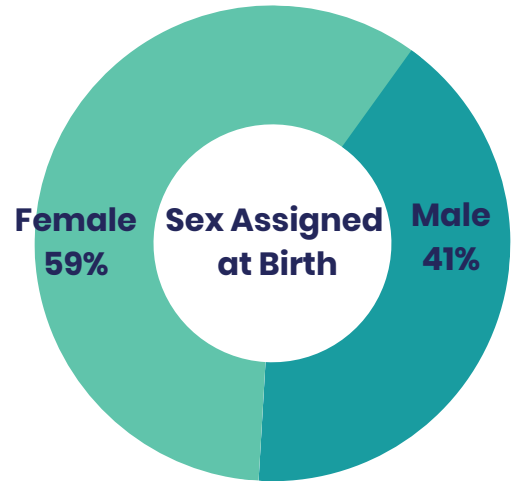
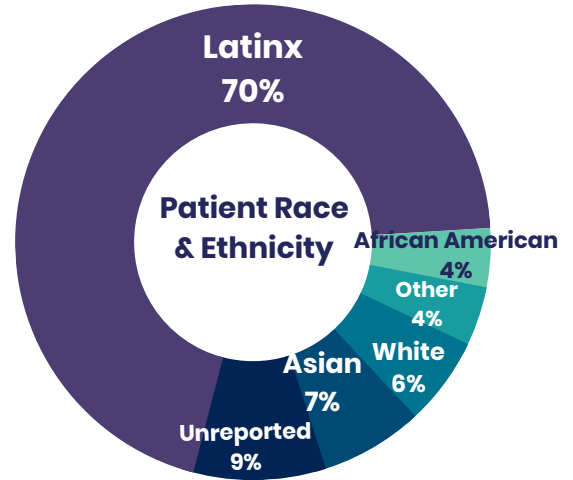
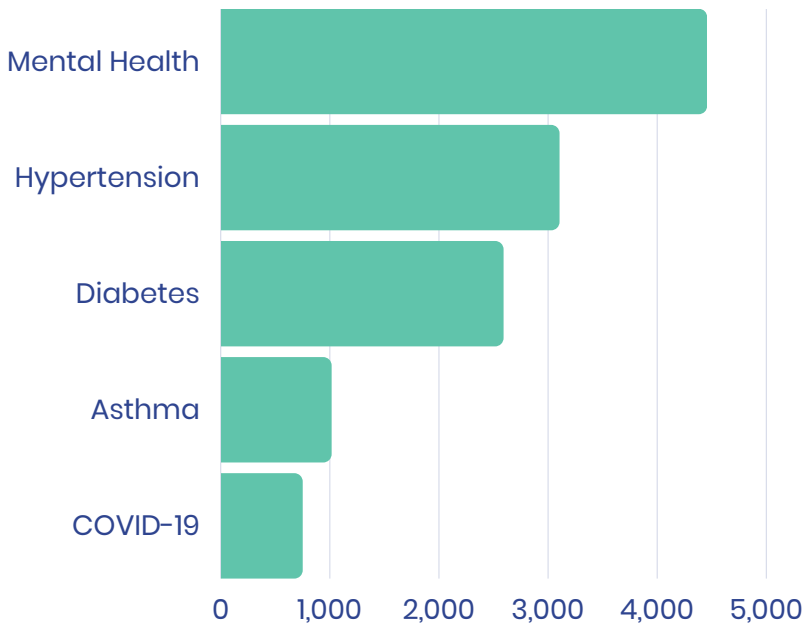
# TIBURCIO VASQUEZ HEALTH CENTER AT A GLANCE

## Health Center Patient Demographics

### Mission Statement:

We are dedicated to promoting the health and well-being of our community by providing accessible, high quality care. Our individual and organizational commitment are to ensure this human right through quality service, advocacy, and community empowerment.

### 28,592 Patients Served in 2022



### Additional Conditions



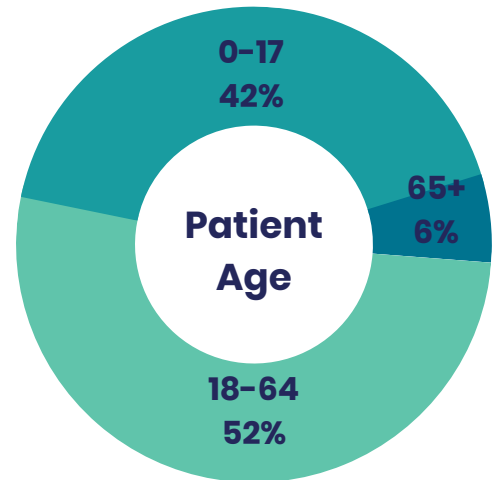
**719 Substance Use Disorder Patients**



**922 Prenatal Patients**



**348 Unhoused Patients**



Tiburcio Vasquez Health Center is a member of the Alameda Health Consortium and Community Health Center Network



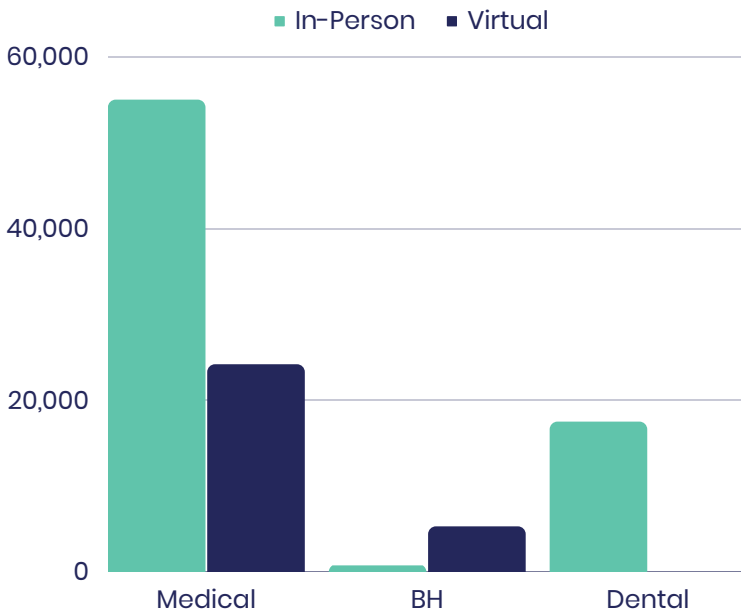
# TIBURCIO VASQUEZ HEALTH CENTER AT A GLANCE

## Health Center Patient Demographics

### Visits:

In 2022 Tiburcio Vasquez Health Center provided more than 115,000 patient visits. Many of these visits addressed complex medical and behavioral needs, with patients accessing care an average of 4 visits in the year for a range of services, including: medical, dental, mental health, community health education and other patient services both in clinic and virtually.

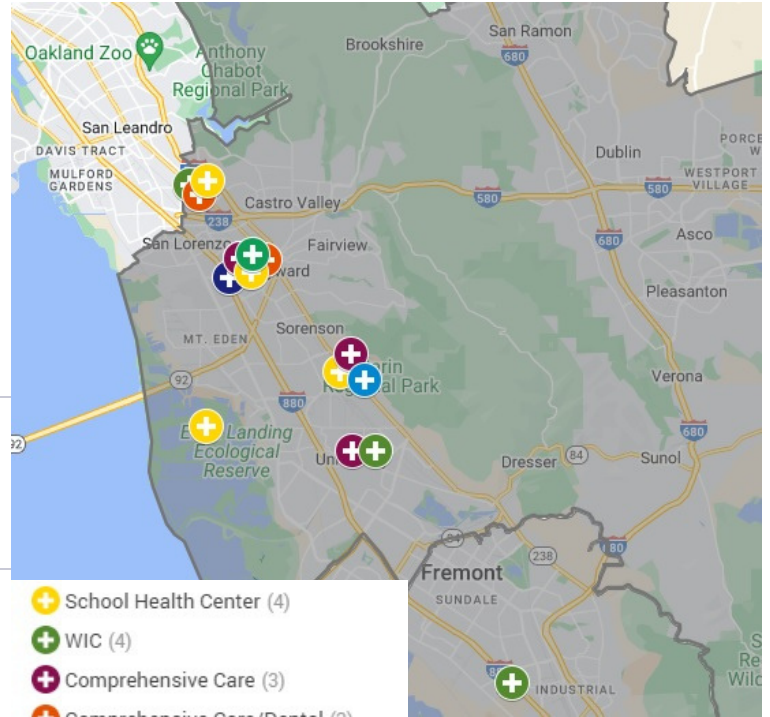
### 115,981 Patient Visits in 2022



### Top 5 Cities Served

### #of Patients

Hayward	→	15,980
San Leandro	→	4,040
Union City	→	2,727



### Income as Percent of Poverty Guidelines

